

Preliminary formulation of a nuclear data roadmap for designing the ESS

Mary PW Chin



¹ESS

(European Spallation Source Scandinavia)

Lund University
SE-22100 Lund
Sweden



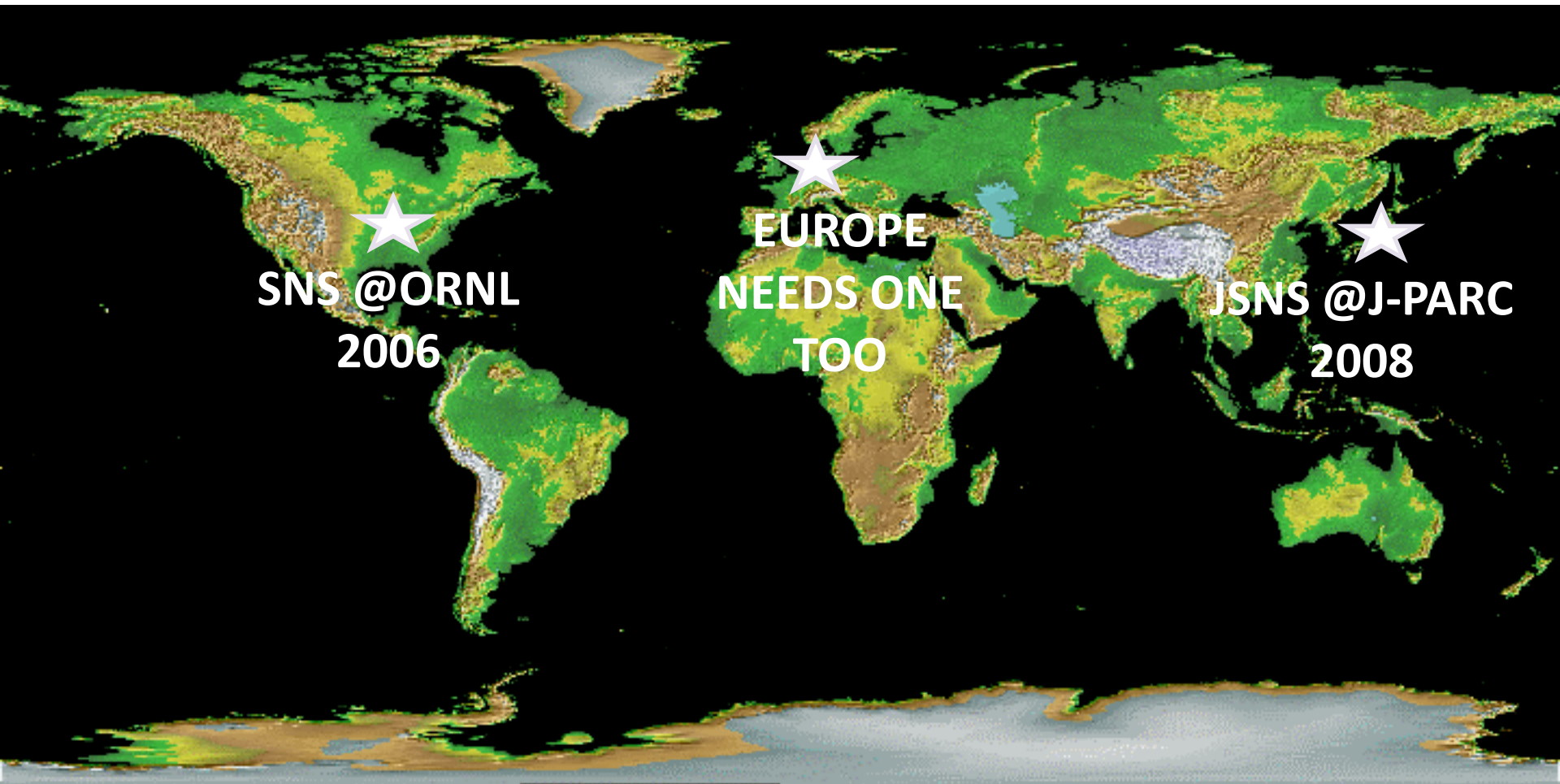
²CERN

(European Centre for Nuclear Research)

Department EN/STI
CH-1211 Geneva 23
Switzerland

EFNUDAT Workshop, Budapest, September 2009

MEGAWATT SPALLATION NEUTRON SOURCES



28 MAY 2009 Meeting of Research Ministers in Brussels

- YES, WE WILL DESIGN AND BUILD ONE
- LUND WINS THE BID TO HOST

as presented at the EFNUDAT Workshop 2009 (Budapest) by me@marychin.org

OUR LEGOLAND

GPS N 55° 44,013 E 013° 14,829

CURRENTLY AN OLD FARMLAND



TOWARDS THE 1ST NEUTRON IN 10 YEARS' TIME



REFLECTORS

ACCELERATOR(S)

PROTONS



5.0 MW
~2.5 GeV
20 Hz
2.0 ms

TARGET

NEUTRONS



white source

MODERATORS

SHUTTERS

GUIDES

MANY USERS, DETECTORS & EXPERIMENTS

TARGET STATION

REFLECTORS

ACCELERATOR(S)

PROTONS



5.0 MW
~2.5 GeV
20 Hz
2.0 ms

TARGET

NEUTRONS



white source

MODERATORS

SHUTTERS

GUIDES

MANY USERS, DETECTORS & EXPERIMENTS

PARTICLE TRANSPORT
RADIATION
INTERACTIONS (ATOMIC) &
REACTIONS (NUCLEAR)
WITH MATTER



WAVE NATURE OF
NEUTRONS
(not MCNP/FLUKA/
GEANT4, but McSTAS)

ACCELERATOR PHYSICS
(RF, MW, MAGNETS etc)



DESIGN

VIRTUAL SIMULATIONS

- ANSYS
- FLUKA + MCNPX
- McSTAS
- -----

TEST CELLS / MOCK-UPS

SUPPORTING TECHNIQUES

FINAL CONSTRUCT



DESIGN

VIRTUAL SIMULATIONS

- ANSYS
- FLUKA + MCNPX
- McSTAS
- -----

TEST CELLS / MOCK-UPS

SUPPORTING TECHNIQUES



THE
GRAND
CHALLENGE

FINAL CONSTRUCT



1. TO IDENTIFY HIDDEN TRAPS now
2. TO AVOID BUILDING CASTLES in the air
3. TO TAKE CARE OF ERROR BARS

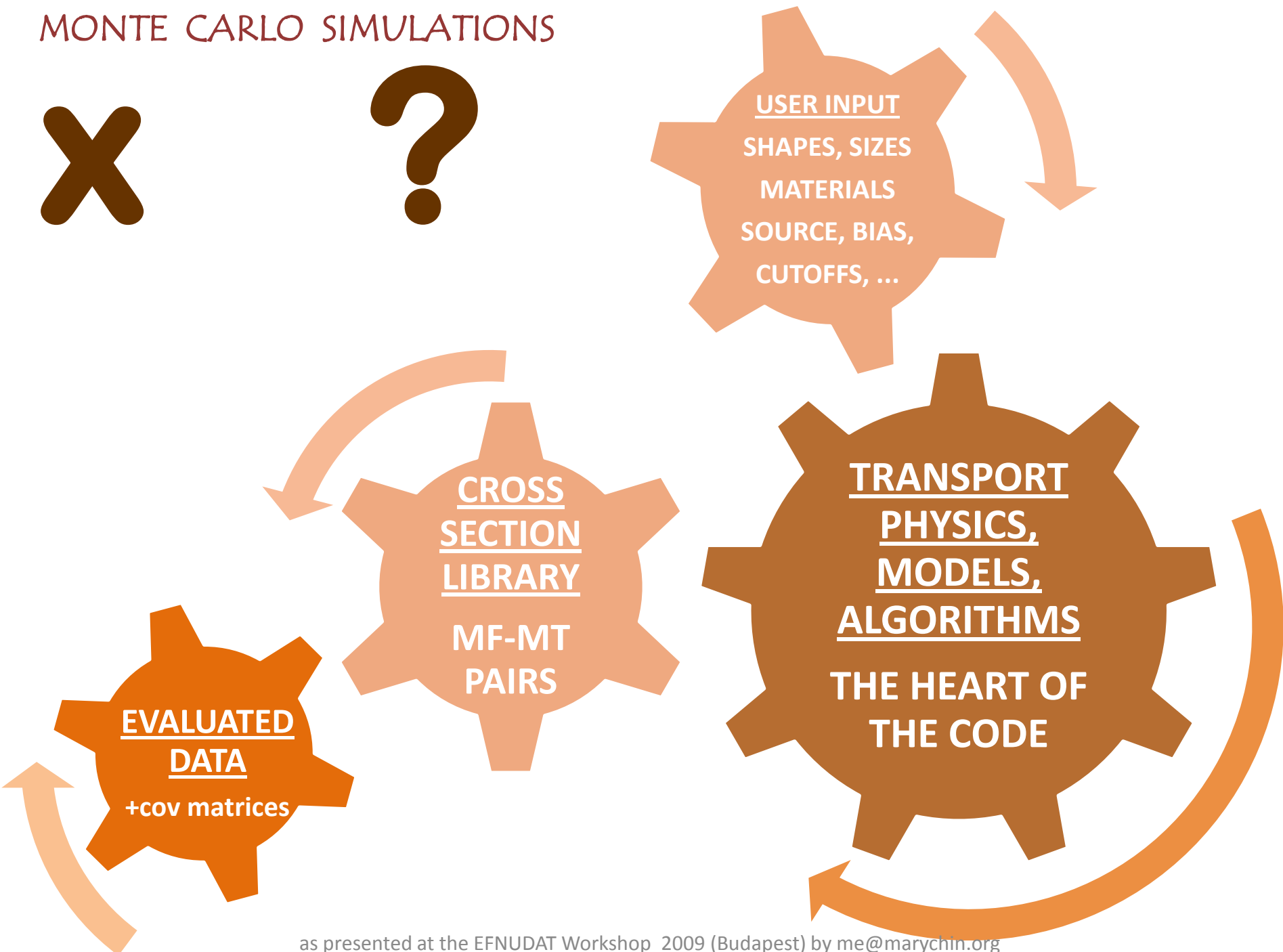


THE
GRAND
CHALLENGE

THIS WORK:

1. TO IDENTIFY ISSUES
2. TO RULE-OUT NON-ISSUES

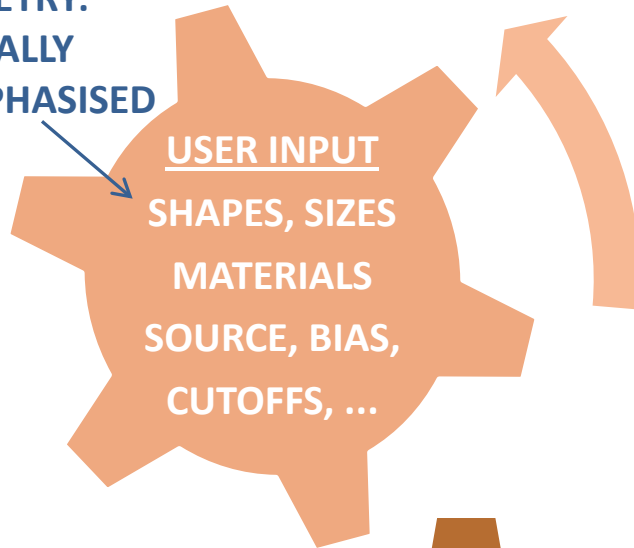
MONTE CARLO SIMULATIONS



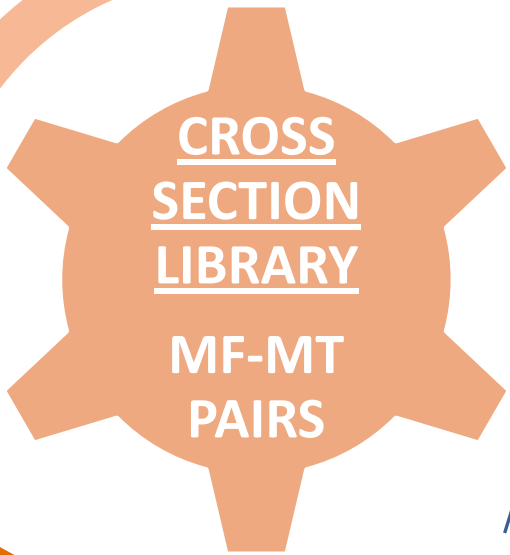
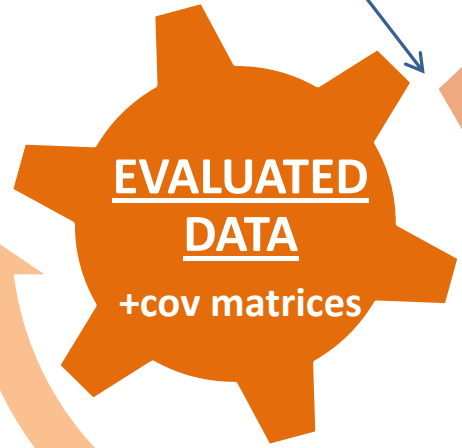


SO FAR:
ONLY ACCOUNTS FOR
SAMPLING
UNCERTAINTY


GEOMETRY:
TYPICALLY
OVER-EMPHASISED



NJOY & PREPRO
HERE



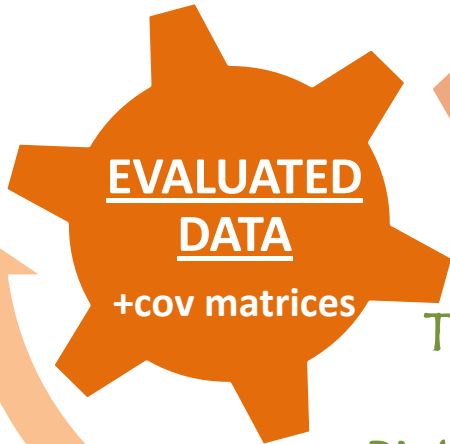
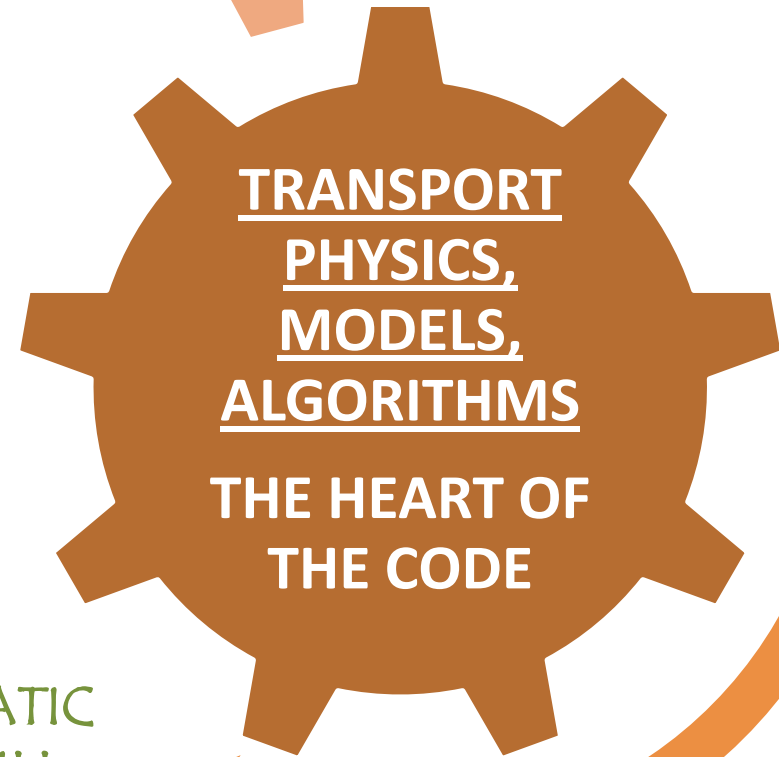
THE BOUNDARY for
'HANDLING-OVER'
IS OFTEN BLUR



MANY MORE SOURCES OF ERRORS WHICH
WON'T DIMINISH EVEN IF $N_{CASE} \rightarrow \infty$



SO FAR:
ONLY ACCOUNTS FOR
SAMPLING
UNCERTAINTY



THERE ARE SYSTEMATIC
ERRORS WHICH WILL
PLAGUE EVERY SIMULATION

NOTE: MCNPX's PERT does not propagate covariance data

5.6.21 PERT Perturbation

Form: PERTn:<pl> KEYWORD=value(s) ...

MCNPX User's Manual
Version 2.5.0, April, 2005
LA-CP-05-0369

TALLY SPECIFICATION

Basic Keywords	Description
CELL	Comma or space delimited list of cells, $c_1 \dots c_k$ to which to apply perturbation. Required.
MAT	Single material number, m , with which to fill all cells listed in CELL keyword. [†] Must have a corresponding M card.

Use: Optional.

Note: Allows perturbations in cell material density, composition, or reaction cross-section data. Uses the first and second order differential operator technique. Perturbation estimates are made without actually changing the input material specifications. Multiple perturbations can be applied in the same run, each specified by a separate PERT card.

It only estimates perturbation if ZAID were replaced by another

The nuclide identification number with the form ZZZAAA.nnX

where

ZZZ is the atomic number,

AAA is the mass number (000 for elements),

nn is the unique table identification number, and

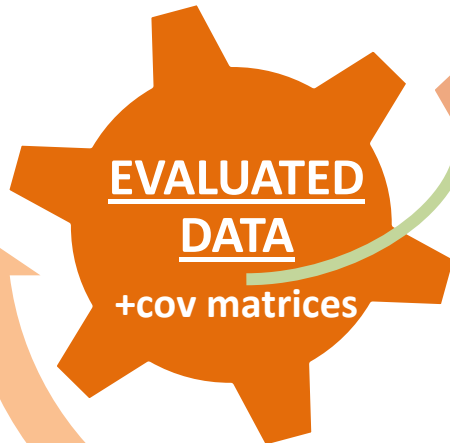

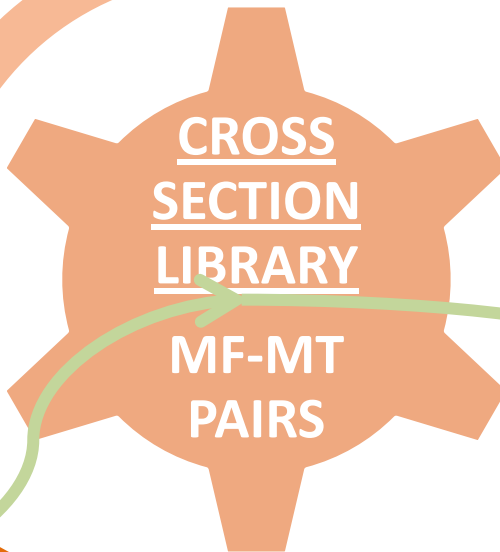
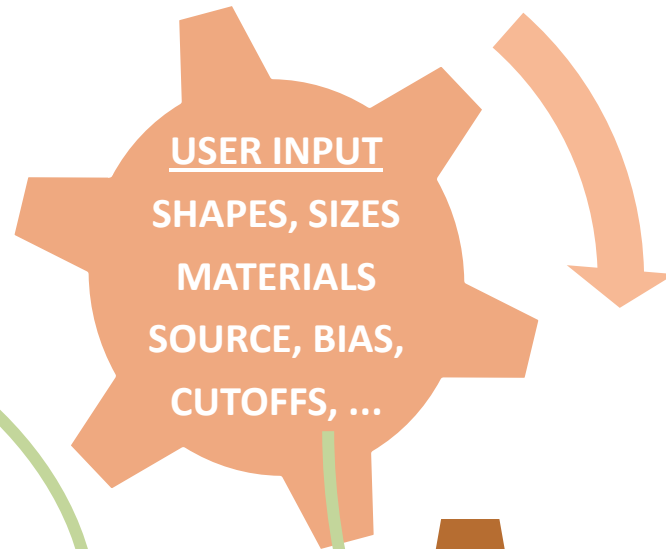
X=U for continuous-energy photonuclear tables.

A solo ZAID would have its own cov data, independent of another ZAID

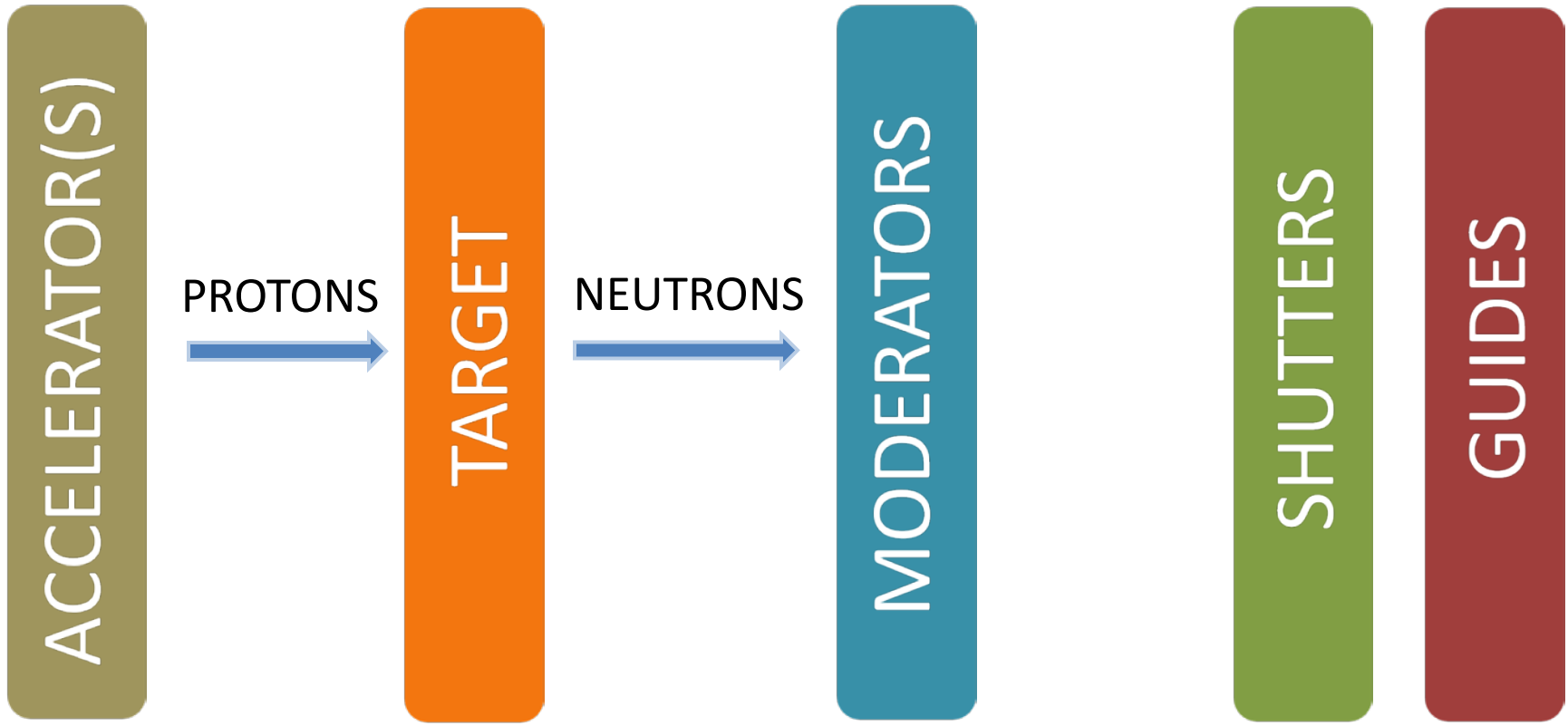
X

?

TSUNAMI / SCALE
(ORNL) DO
PROPAGATE
COV DATA
BUT ...



ESS' PHASE SPACE IS
MORE COMPLICATED
THAN CRITICALITY'S



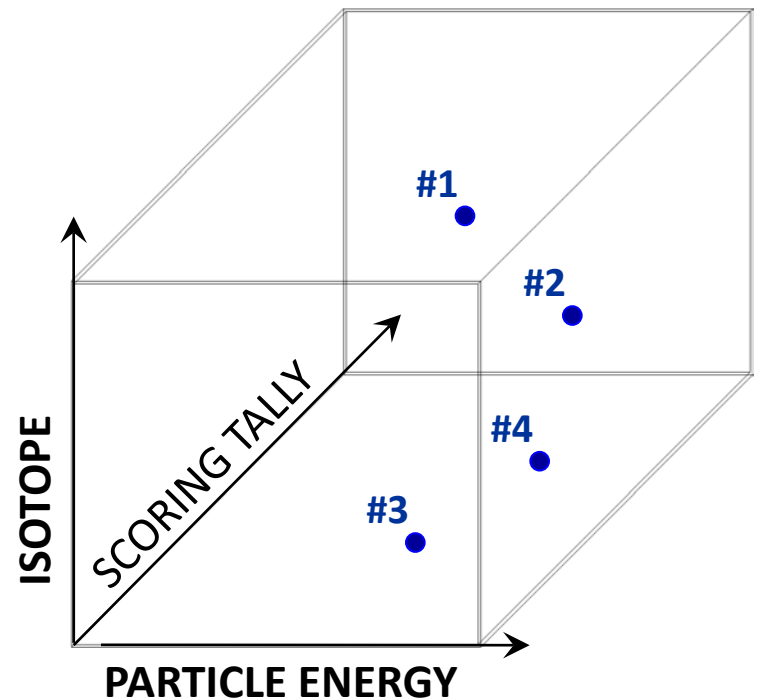
BROAD-RANGED SPECTRA OF:
ENERGY, PARTICLE TYPE,
TEMPERATURE, ISOTOPE



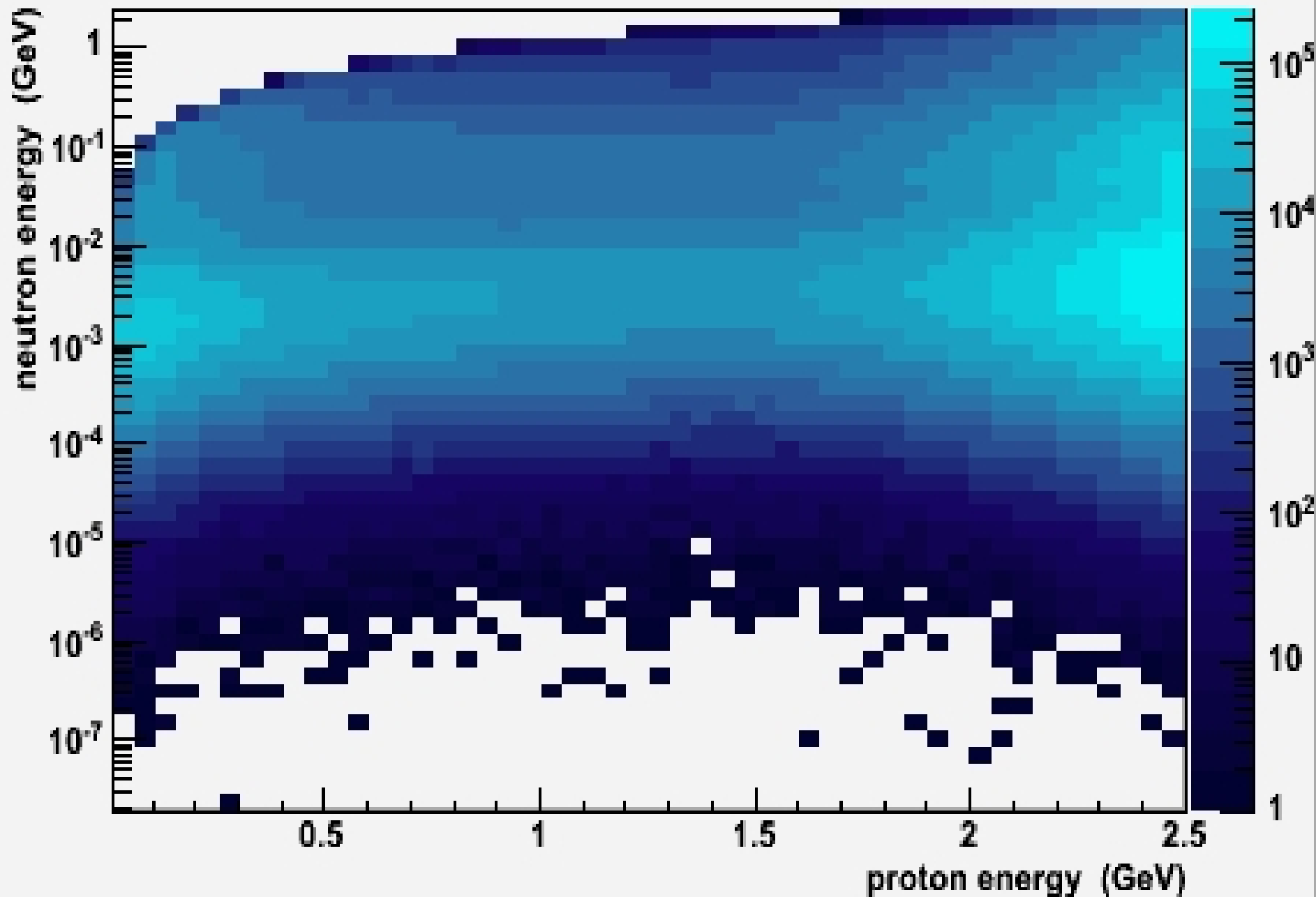
PHASE SPACE COMPLEXITY

NO CODE IS BENCHMARKED 100%

**IT IS IMPOSSIBLE TO COVER
EVERY POSSIBLE IRRADIATION
CONDITION**



**BROAD-RANGED SPECTRA OF:
ENERGY, PARTICLE TYPE,
TEMPERATURE, ISOTOPE**



as presented at the EFNUDAT Workshop 2009 (Budapest) by me@marychin.org

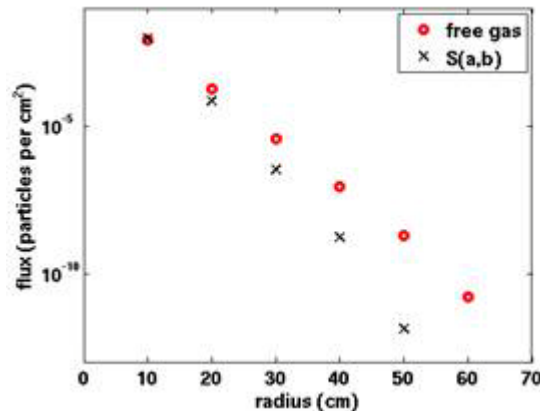
ENERGY RANGE VULNERABLE AT BOTH ENDS

< meV

2.5 GeV

- THERMAL MOTION
- CRYSTALLINE STRUCTURE¹
- CHEMICAL BINDING¹
- LACK OF TABULATED NUCLEAR LEVELS

- LACK OF MEASURED DATA
- MANY REACTION CHANNELS OPEN UP
- MAINTAINING CORRELATION BETWEEN PARTICLES BECOMES TRICKY



PARTICLES RECOGNISE NEITHER
SIBLINGS NOR FOREPARENTS
eg. multiple 0.48 MeV gammas may
emerge from a single $^{10}\text{B}(n,\alpha)^7\text{Li}$
collision²

Free gas vs **S(α,β)** thermal treatments. MCNPX2.5.0 simulations were started with 10^6 5 eV neutrons in concentric spheres of polyethylene, passing all 10 statistical tests. Thermal data at 300 K was taken from the tmccs library, which provides scattering data for ^1H only; ^{12}C was still represented by the default free-gas treatment.

1. Chin MPW et al 2009 *Variation of 3 γ -to-2 γ ratio from ^{18}F in haematological components measured using the GAMMASPHERE* Nucl Instrum Meth A 604 331-4
2. Chin MPW, Spyrou NM 2007 *Event-by-Event Monte Carlo Tracking of Neutron-Nucleus Collisions in Neutron Detectors* Trans Am Nucl Soc 97 288

ENDF/B-VII.0: Next Generation Evaluated Nuclear Data Library for Nuclear Science and Technology

M.B. Chadwick,¹ P. Obložinský,^{2*} M. Herman,² N.M. Greene,⁶ R.D. McKnight,³ D.L. Smith,³

TABLE II: Contents of the ENDF/B-VII.0 library, with ENDF/B-VI.8 shown for comparison. NSUB stands for the sublibrary number in the ENDF-6 format. Given in the last two columns are the number of materials (isotopes or elements).

No. NSUB	Sublibrary name*	Short name	VII.0	VI.8
1	0 Photonuclear	g	163	-
2	3 Photo-atomic	photo	100	100
3	4 Radioactive decay	decay	3838	979
4	5 Spont. fis. yields	s/fpy	9	9
5	6 Atomic relaxation	ard	100	100
6	10 Neutron	n	393	328
7	11 Neutron fis.yields	n/fpy	31	31
8	12 Thermal scattering	tsl	20	15
9	19 Standards	std	8	8
10	113 Electro-atomic	e	100	100
11	10010 Proton	p	48	35
12	10020 Deuteron	d	5	2
13	10030 Triton	t	3	1
14	20030 ³ He	he3	2	1

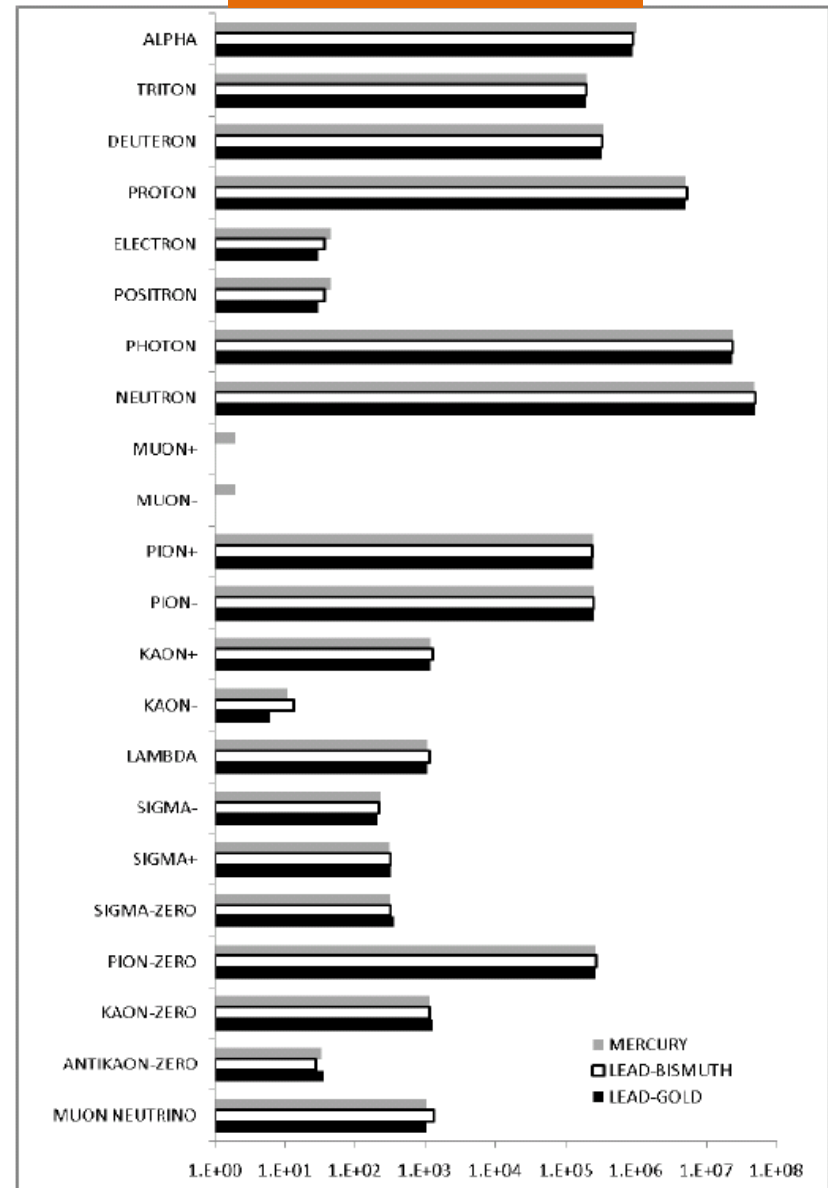


Fig. 1 Secondary particles produced in a FLUKA 2008.3b simulation of 5×10^5 2.5 GeV protons impinging an effectively infinite homogeneous slab: a count of various particle types.

ESS (cont'd)

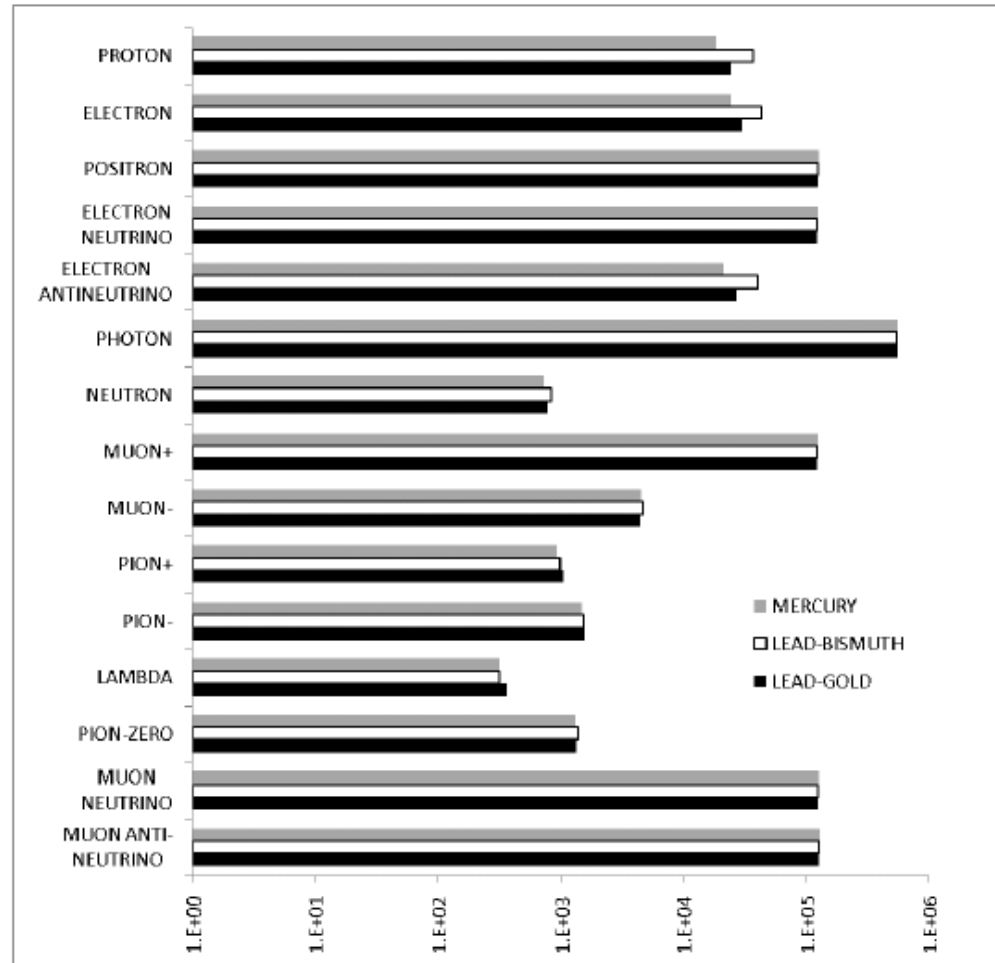


Fig. 2 Decayed products produced in a FLUKA 2008.3b simulation of 5×10^5 2.5 GeV protons impinging an effectively infinite homogeneous slab: a count of various particle types.

**OLD-GENERATION
REACTORS**

MILITARY INTERESTS

Some balancing is expected
EMPHASIS / BIAS in terms of
**ISOTOPES, ENERGY RANGE,
TEMPERATURE RANGE,
REACTIONS TYPES**

**ESS SHARES SOME
COMMON INTERESTS WITH
SISTER TECHNOLOGIES**

**ACCELERATOR
DRIVEN SYSTEMS**

**FUSION
TECHNOLOGIES**

**SPALLATION
SOURCES**

Major Libraries

- 1) ENDF/B-VII.0 (USA,2006)
- 2) JEFF-3.1.1 (Europe,2005-2009)
- 3) JENDL-3.3 (Japan,2002)
- 4) BROND-2.2 (Russia,1992)
- 5) CENDL-2 (China,1991)

Special Libraries

- 6) ROSFOND-2008: neutron library, 683 materials, Obninsk, Russia
- 7) TENDL-2008 (n, γ ,p,d,t,he3, α) (Netherlands,NRG,2008)
- 8) FENDL-2.1 Fusion Evaluated Nuclear Data Library, 2004
- 9) ENDF/HE-VI (High Energy)
- 10) JEFF-3.1/A (Activation)
- 11) IRDF-2002 (Dosimetry)
- 12) INDL/TSL (Thermal Scattering Law)
- 13) IAEA-Medical (diagnostic radioisotopes prod.)
- 14) IAEA-Medical (therapeutical radioisotopes prod.)
- 15) IAEA-Standards, 2006
- 16) PADF-2007, Proton Activation Data File, 2007
- 17) IBA-EVAL Differential data for ion beam analysis
- 18) JENDL/AC-2008, JENDL Actinoid File 2008
- 19) JENDL/AN-2005, (α ,n) Reaction Data File
- 20) JENDL/PD-2004, Photoreaction Data
- 21) JENDL/HE-2007, High Energy (neutron, proton)
- 22) MENDL-2, Medium Energy, 1995-1998
- 23) MINKS-ACT, Actinides Library (Maslov et al.)
- 24) Wind, U,Np,Pu (up to 100 MeV)
- 25) Yavshits (neutron, proton induced fission for Pb-Pu)

www-nds.iaea.org

BROAD TEMPERATURE RANGE

could be
< 14 K

depending on
the choice of
moderator

MCNPX2.5.0

- 293.6 and 300 K for most isotopes
- some isotopes have additional libraries for 0, 77.0, 587.2, 880.8, 3000.1 K
- extra libraries for the uraniums and plutoniums (which is not of ESS' special interest)

FLUKA

- 87 and 296 K for most isotopes
- additional 4K libraries for selected isotopes

could be
> 600 K

depending on
the choice of
target

	MELTING POINT (K)
LEAD	600.6
BISMUTH	544.4
LEAD-BISMUTH EUTECTIC	397.7
GOLD	1337.4
LEAD-GOLD EUTECTIC	485.2
MERCURY	234.3

MONTE CARLO CODES CAN'T DO

TEMPERATURE CHANGES ON-THE-FLY

MODELS vs TABLES

MCNPX's advertising of its mix-and-match capability gives the impression that tables are always better

Models may be extremely dangerous

Chin MPW, Spyrou NM 2009 *Non-convergence of Geant4 hadronic models for 10 and 30 MeV protons in ^{18}O and ^{14}N* Appl Rad Isotop 67 3 406

Models may even be more believable than measurements

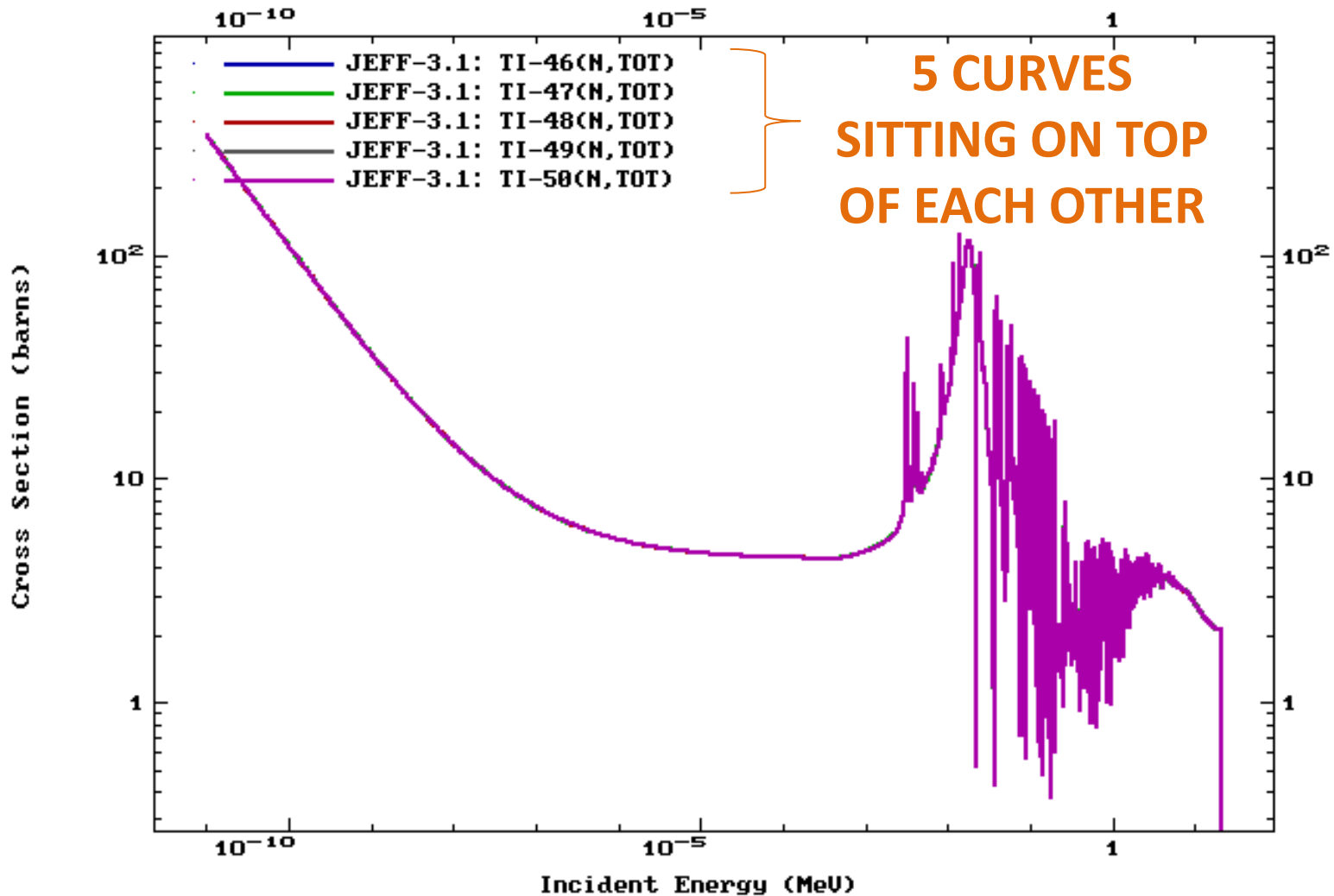
Especially microscopic models built from bottom-up (instead of macroscopic ones built top-down)



IAEA BENCHMARK OF
SPALLATION MODELS

ESS' NUCLEAR DATA ACTIVITIES

- data pre-processing using NJOY and PREPRO
- preparation of non-ACE pointwise libraries
- data-checking: many errors still lurk behind publically available databases



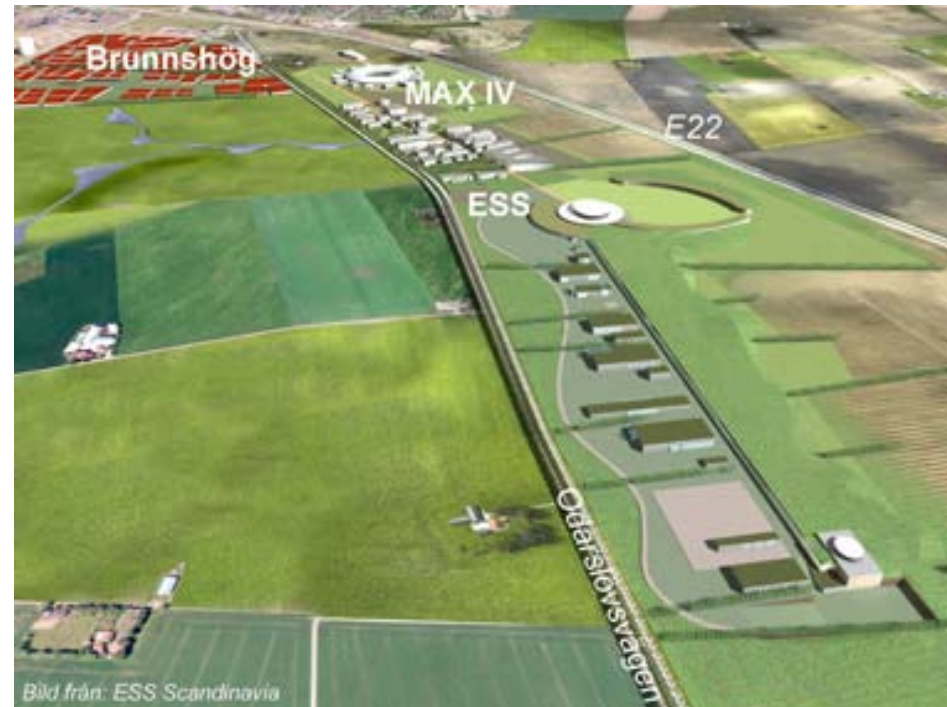
some errors can only be discovered by accident



**ROCK-SOLID FACILITIES + INFRASTRUCTURE
WE CAN DO EXPERIMENTS THERE
BUT WE CAN'T GO BACK IN TIME
TO DESIGN & BUILD CERN**



SHALL BE AS GREEN AS IT CAN BE
CERTAINLY NOT AS GRAY
SHALL EMULATE THE
FREEDOM TO DO SCIENCE



ROCK-SOLID FACILITIES + INFRASTRUCTURE
WE CAN DO EXPERIMENTS THERE
BUT WE CAN'T GO BACK IN TIME
TO DESIGN & BUILD CERN